

Knoxville Transportation Authority

Meeting Date: Thursday, March 24, 2022



(This page intentionally left blank)

INDYA KINCANNON
MAYOR
(865)215-2040



CITY OF KNOXVILLE
KNOXVILLE TRANSPORTATION AUTHORITY

AGENDA
KNOXVILLE TRANSPORTATION AUTHORITY

City County Building Main Assembly Room
Thursday, March 24, 2022 at 3:00 pm

CHRIS CROUCH
CHAIR

JIM RICHARDS
VICE-CHAIR

MARY SMITH-BELL
RECORDING SECRETARY

SANDY BOOHER

TOMMY SMITH

MARK HAIRR

DOUGLAS LAWYER

CANDACE BRAKEWOOD

KIMBERLY WATKINS

CHRISTI KIRK

JOHN LAWHORN
ATTORNEY TO K.T.A.

- I. Determination of Quorum
- II. Approval of Minutes – January 27, 2022 and February 24, 2022
- III. Reports
 - A. KTA Chair
 - B. Commissioner’s Comments
 - C. Staff
 - i. City of Knoxville Director of Transit
 - ii. TPO Transit Planner
- IV. New Business
- V. Old Business
- VI. Public Comments
- VII. Set Next Meeting for April 28, 2022 at KAT, 301 Church Ave in the Essie Johnson Community Room and Adjourn

This meeting and all communications between members is subject to the provisions of the Tennessee OpenMeetings Act, TENN. CODE ANN. § 8-44-101, *et seq.*

Minutes
KNOXVILLE TRANSPORTATION AUTHORITY
City County Building Main Assembly Room
Thursday, February 24 at 3:00 pm

I. Determination of Quorum

Chair Crouch called the meeting to order and acknowledged there was not a quorum this month. Other Commissioners in attendance were as follows:

Commissioner Booher
Commissioner Hairr
Commissioner Smith

II. Approval of Minutes- January 27, 2022

Due to the fact that there was not a quorum, the minutes from January 27, 2022 and February 24, 2022 will be reviewed at the March 24, 2022 meeting.

III. Reports

A. KTA Chair

Chair Crouch reported that he likes the part of the report that KAT is again accident free.

B. Commissioners' Comments

Commissioner Booher commented that she likes the ADA callouts on the buses and that it is working well.

C. Staff

i. City of Knoxville Director of Transit

Mr.Thorne announced that KAT has been awarded \$1.6 million CMAC Grant for electric bus charging stations at Knoxville Station. He went on to say that KAT also won \$1.2 million for the Bus Stop Improvement Grant from TDOT. He added that KAT is very excited about both of those grants.

He added that KAT plans to put out a list of 12-25 stops that are planned for improvements over the next 12 months.

- a. Mrs. Woodiel-Brill introduced the 'KAT Reimagined' Project Manager, Scudder Wagg. Mr. Wagg is with Jarrett Walker and Associates.

Mr. Wagg joined via Zoom and said that they are pleased to be a part of the team that is helping KAT and the region think about how to prioritize your transit investments. He added that Jarrett Walker and Associates are please to be helping KAT with the reimagined study. They have also been working with TPO during this process.

He went on to state that KAT Reimagined is taking a fresh look at transit in Knoxville. This study looks at our current service and how we can make it better, balancing the area we cover, and how will we cover that area.

He added that they are at the conceptual development part of the process, asking the community what the priorities are and which concept is preferred. The next stage will be the draft plan.

Mr. Wagg went on to say that the study has to figure out how can transit be useful, be reachable and where you can go in a decent amount of time.

He added that with a ridership concept there is a focus on frequency, a connected network, fast and realible service, and a focus on transit friendly places. The goal of a coverage concept is to have some service near everyone who needs it. Ridership goals and coverage goals are both important.

He invited the board to attend a Stakeholders Workshop which is scheduled for Tuesday, March 29, 2022 from 8:30 to 1:30 pm at East Tennessee History Center, 601 S. Gay St.

The public launch of Choices and Concepts report will be

- Via website and press release around March 15,
- Web and paper surveying mid March through April 22
- Two in-person public meeting planned for April 7 and April 9, 2022.

- Virtual public meeting planned for April 12,2022.

He ended by reporting that all of the information will be compiled and reported to the board at the April 28, 2022 KTA Board Meeting.

Commissioner Smith inquired if sidewalks, trails, and greenways were a part of the pedestrian transportation option.

Mr. Wagg answered the yes that would be a part of it.

Commissioner Smith inquired about what data sources are used to determine these options.

Mr. Wagg responded that there is a KGIS data and they are working closely with the City and KAT on sidewalks and streets.

Commissioner Smith wanted to know if the concept was to represent a broader transportation network.

Mr. Wagg responded that their study is just for fixed routes network design however in almost every study there is a collaboration of city staff that often raises those kinds of issues and questions that the city usually carries forward as part of further studies.

Commissioner Smith asked has there been research around ridership barriers and ADA issues.

Mrs. Woodiel-Brill responded that it has been a long time since a survey has been conducted with non-riders. We have conducted a series of listening sessions called Transit on Tap. These studies were conducted in different areas throughout the city. They were great conversations with people about fare barriers and frequency issues. But, a formal non-ridership study has not been conducted in some time.

Commissioner Hairr inquired about comparison now and before COVID on some routes.

Mr. Thorne answered that KAT's ridership is down 23% and a lot of that is the lack of frequency on some of the routes.

Mrs. Woodiel-Brill added that pre-COVID there was 15 minute peak service on Routes 11- Kingston Pike, 22- Broadway, 31- Magnolia Ave.

She added that the 30 minute service on Routes 17- Sutherland Ave, 20-Central Ave, 32-Dandridge, and 34- Burlington will start on March 14, 2022. She went on to say that KAT is still lacking 30 minutes service on Routes 40- South Knoxville and 45- Vestal, as the workforce is not there to bring these two back to 30 minute service nor for the peak level of service.

Commissioner Hairr inquired about any consideration for more dial a ride, on demand or using other provisions ie. CAC, Uber, etc. as part of a bigger network for mobility.

Ms. Woodiel-Brill responded that yes that is a part of the discussion.

Commissioner Crouch inquired about copies of the presentation. He also inquired about recommendations for single resources like books, paper, and/or videos that can be viewed or read to study prior to these meetings to look at to get a better understanding of the issues.

Mr. Wagg suggested Jarrett Walker's blog: humantransit.org, which has lots of articles related to these overall issues.

Commissioner Smith inquired about the difference between population growth and ridership growth.

Mr. Wagg responded that the data resource for looking at population density and job density is primarily the survey date of the last estimate of 2019, and while being aware of future growth is important, this study looks at where transit can do the most good at the present time.

Mrs. Woodiel-Brill added that with the workshop the focus is to pull together communities leaders to help get additional input with hopes that they will take that information back to the community they represent - clients, neighbors, families and friends - to get additional input, to ensure that everyone wanting to participate will have that chance.

Chair Crouch asked if there were any other comments or questions.

None added. Chair Crouch thanked Mr. Wagg and his team for the presentation.

ii. TPO Transit Planner

There was no TPO report discussed.

IV. New Business

There was no new business.

V. Old Business

There was no old business

VI. Public Comment

There are no public comments.

VII. Set Next Meeting and Adjourn

Noted that the April 28, 2022 and July 28, 2022 KTA Board meeting will be held at Knoxville Station in the Essie Johnson Community Room (301 Church Ave).

The next meeting was set for February 24, 2022 at 3:00 p.m.

Respectfully submitted,

Mary Smith-Bell

KTA Recording Secretary



KAT
KNOXVILLE AREA TRANSIT
ROUTE PERFORMANCE REPORT
February, 2022

ROUTE NUMBER	ROUTE NAME	RIDERSHIP	Percentage of Ridership	MILES	Percentage of Miles	HOURS	Percentage of Hours	Passg/ Mile	Passg/ Hour
10	Sequoyah Hills	308	0.2%	910	0.5%	92	0.7%	0.34	3.36
11	Kingston Pike	16,563	12.5%	19,021	11.1%	1,593	12.2%	0.87	10.40
12	Western Ave	13,633	10.3%	16,595	9.7%	1,253	9.6%	0.82	10.88
13	Beaumont	1,208	0.9%	3,532	2.1%	258	2.0%	0.34	4.69
16	Cedar Bluff Connector	2,197	1.7%	4,426	2.6%	348	2.7%	0.50	6.31
17	Sutherland/Bearden	4,123	3.1%	5,292	3.1%	408	3.1%	0.78	10.11
19	Lakeshore/Lonas Connector	440	0.3%	4,441	2.6%	261	2.0%	0.10	1.68
20	Central Ave/Clinton Hwy	8,317	6.3%	8,204	4.8%	506	3.9%	1.01	16.43
21	Lincoln Park	1,990	1.5%	4,155	2.4%	326	2.5%	0.48	6.10
22	Broadway	19,163	14.5%	14,271	8.3%	1,065	8.1%	1.34	17.99
23	Millertown	4,390	3.3%	7,990	4.7%	675	5.2%	0.55	6.50
24	Inskip/Breda Rd	2,264	1.7%	5,883	3.4%	425	3.3%	0.38	5.32
30	Parkridge	2,472	1.9%	3,103	1.8%	244	1.9%	0.80	10.13
31	Magnolia Ave.	13,741	10.4%	9,004	5.3%	758	5.8%	1.53	18.14
32	Dandridge	3,343	2.5%	4,729	2.8%	303	2.3%	0.71	11.03
33	M.L.K.	3,291	2.5%	7,645	4.5%	601	4.6%	0.43	5.47
34	Burlington	3,354	2.5%	5,658	3.3%	387	3.0%	0.59	8.67
40	South Knoxville	2,406	1.8%	5,579	3.3%	397	3.0%	0.43	6.07
41	Chapman Hwy	12,633	9.6%	13,070	7.6%	800	6.1%	0.97	15.80
42	UT/Ft Sanders Hospitals	4,036	3.1%	5,947	3.5%	742	5.7%	0.68	5.44
44	University Park	3,439	2.6%	2,520	1.5%	290	2.2%	1.36	11.86
45	Vestal	3,497	2.6%	4,817	2.8%	336	2.6%	0.73	10.40
90	Crosstown	5,281	4.0%	14,323	8.4%	1,011	7.7%	0.37	5.22
	Other/ Unknown	0							
SUB TOTAL LINE SERVICE		132,089		171,114		13,079		0.77	10.10
82	Trolley (Orange Line)	7,177	36.4%	5,733	49.4%	913	52.2%	1.25	7.86
84	Trolley (Green Line)	2,290	11.6%	1,683	14.5%	288	16.4%	1.36	7.96
86	Trolley (Blue Line)	10,241	52.0%	4,181	36.0%	550	31.4%	2.45	18.62
SUB TOTAL TROLLEY SERVICES		19,708		11,597		1,751		1.70	11.25
TOTAL PASSENGERS WITH TROLLEYS		151,797		182,712		14,831		0.83	10.24
LIFT SERVICE		6,049		40,012		2,830		0.15	2.14
TOTAL SCHEDULED SERVICES		157,846		222,724		17,661		0.71	8.94
TOTAL CHARTER SERVICES		23		17		5		1.35	5.11
GRAND TOTAL ALL KAT SERVICES		157,869		222,741		17,665		0.71	8.94



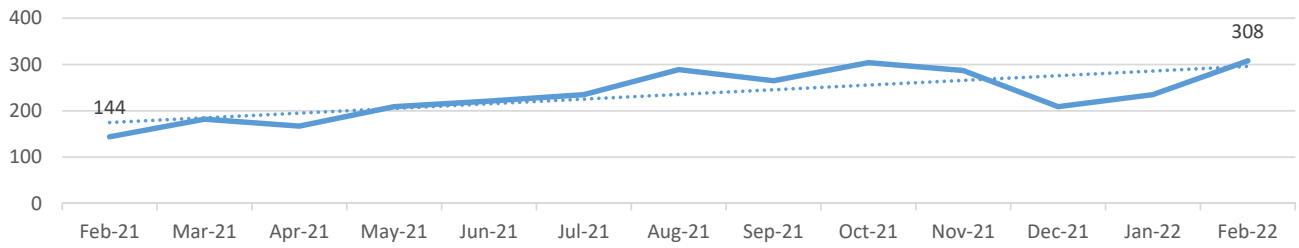
KNOXVILLE AREA TRANSIT

SYSTEM PERFORMANCE REPORT

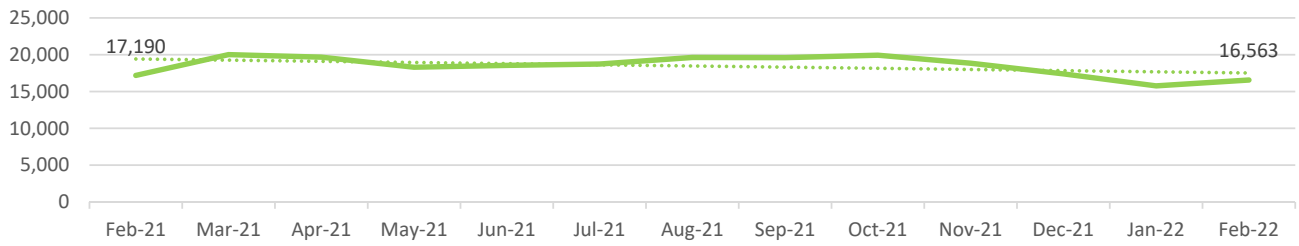
February, 2022

	<u>THIS MONTH</u>			<u>FISCAL YEAR-TO-DATE</u>		
	This Year	Last Year	Change	This Year	Last Year	Change
FIXED ROUTE SERVICE						
Total Passengers	151,797	140,939	8%	1,264,657	1,508,331	-16%
System Generated Revenue				\$629,040	\$178,725	252%
Revenue Veh. Miles	182,712	182,855	-0%	1,543,662	1,741,208	-11%
Revenue Veh. Hours	14,831	14,774	0%	124,813	140,127	-11%
Passengers/Mile	0.83	0.77	8%	0.82	0.87	-5%
Passengers/Hour	10.24	9.54	7%	10.13	10.76	-6%
Preventable Accidents	0	1	-100%	0	10	-100%
Mechanical Road Calls	16	10	60%	147	155	-5%
Accidents/100,000 Miles	0.00	0.55	-100%	0.00	0.57	-100%
Miles/Road Failure	11,419	18,286	-38%	10,501	11,234	-7%
DEMAND RESPONSE						
					0	
Total Passengers	6,049	4,681	29%	49,602	40,338	23%
System Generated Revenue				\$82,946	\$7,705	977%
Revenue Veh. Miles	40,012	33,409	20%	325,711	285,442	14%
Revenue Veh. Hours	2,830	2,582	10%	23,360	21,367	9%
Passengers/Mile	0.15	0.14	8%	0.15	0.14	8%
Passengers/Hour	2.14	1.81	18%	2.12	1.89	12%
Preventable Accidents	0	0	0%	0	1	-100%
Mechanical Road Calls	1	2	-50%	9	15	-40%
Accidents/100,000 Miles	0.00	0.00	0%	0.00	0.35	-100%
Miles/Road Failure	40,012	16,705	140%	36,190	19,029	90%
CHARTER SERVICE						
					0	
Charters	23	0		5,318	802	563%
Sports Charters	0	0	0%	12,819	0	0%
Total Passengers	23	0	100%	18,137	802	2161%
Revenue						0%
Football Shuttle Charters				\$122,011	\$0	0%
Trolley Charters				\$15,200	\$6,400	138%
Total Miles	17	0	100%	7,584	458	1556%
Total Hours	4.5	0.0	100%	1,486	84	1669%

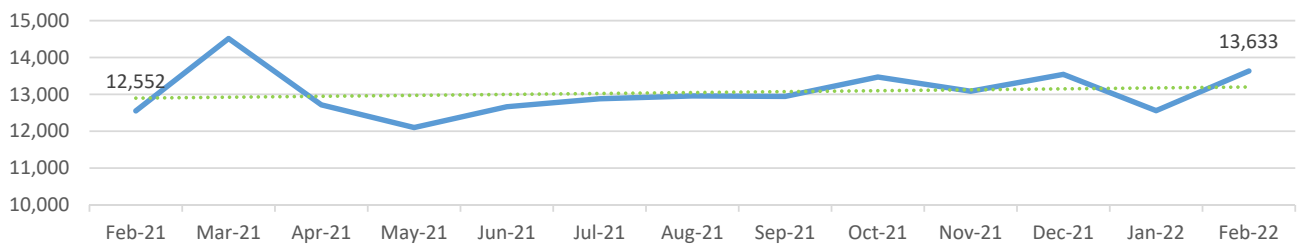
10 - Sequoyah Hills



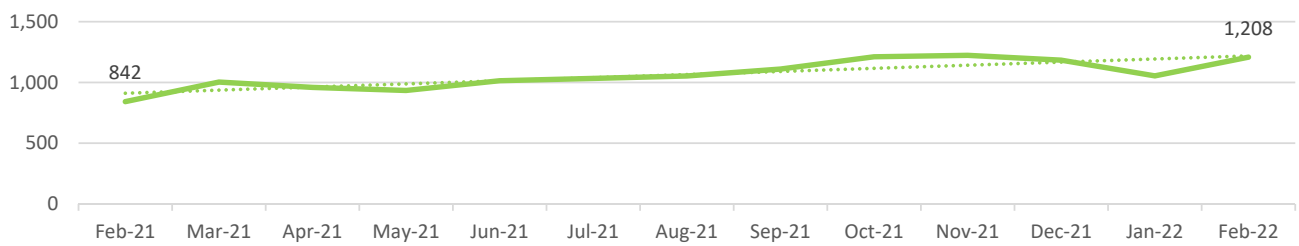
11 - Kingston Pike



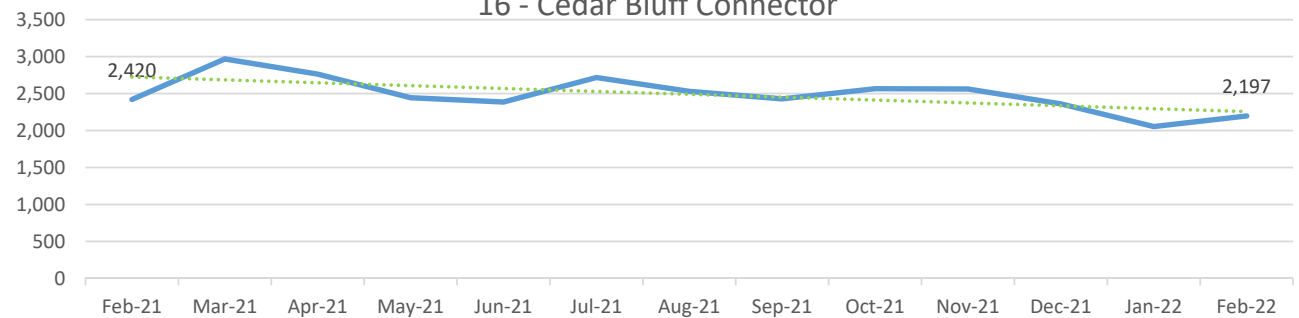
12 - Western Ave

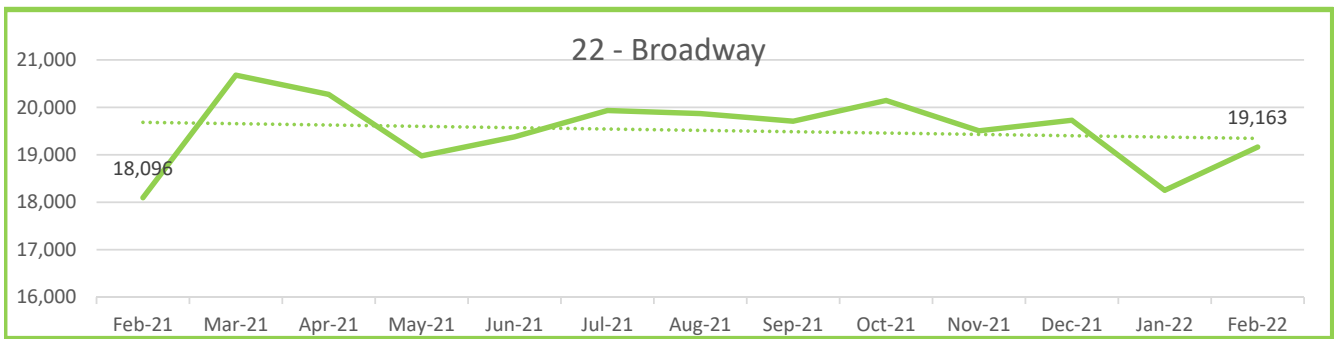
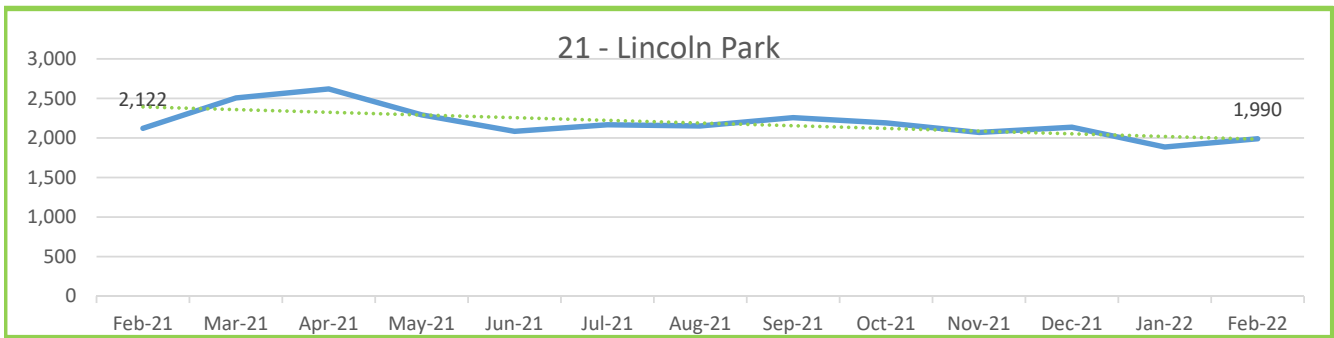
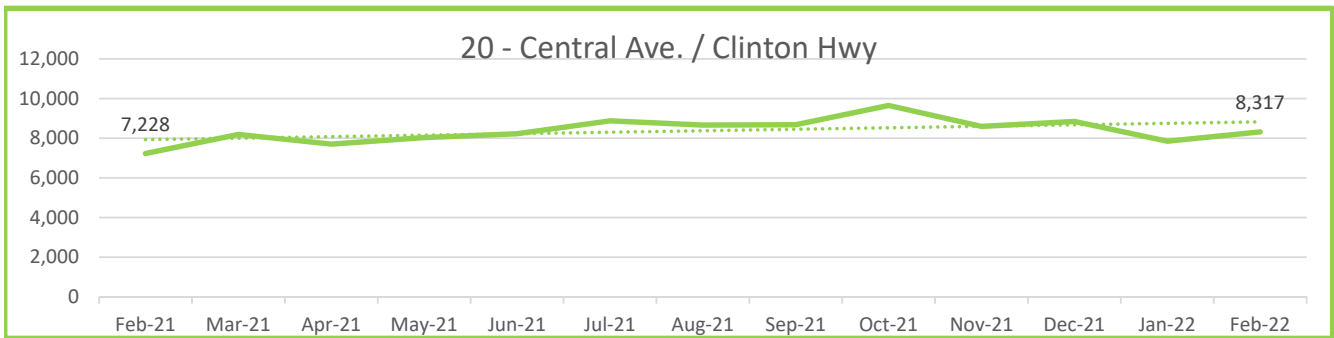
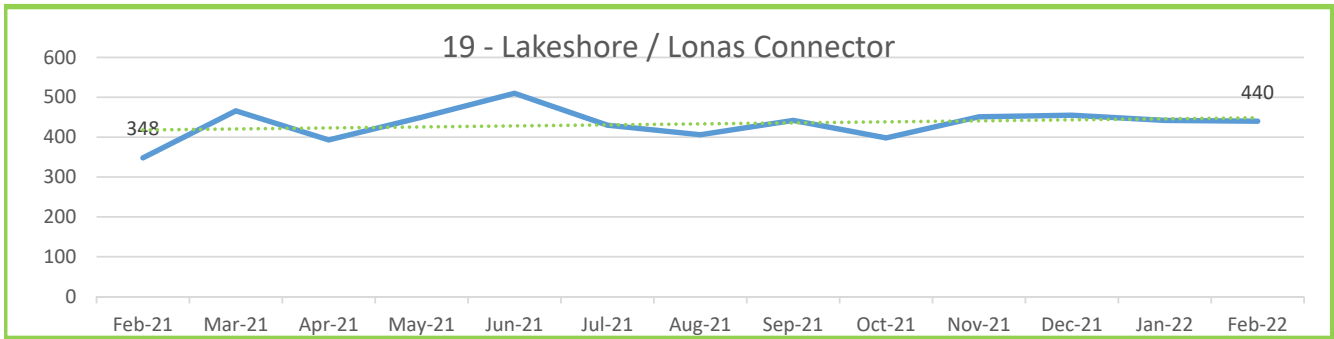
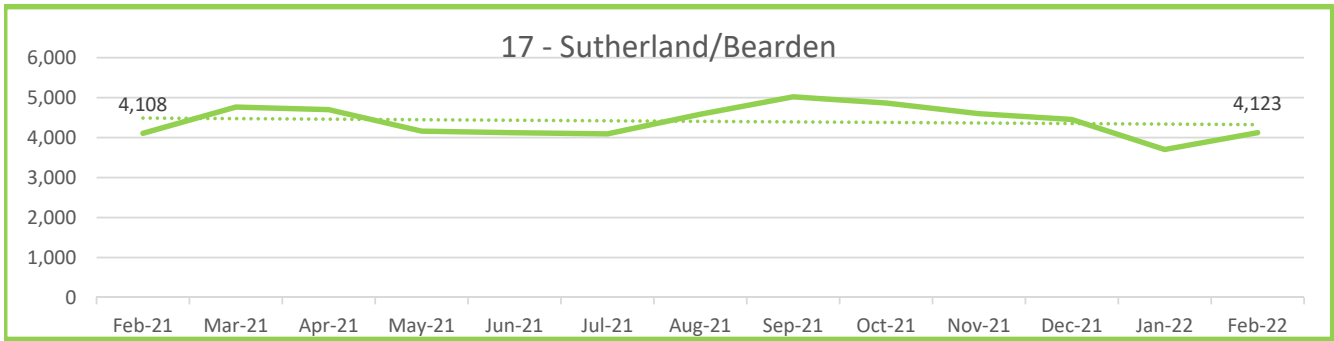


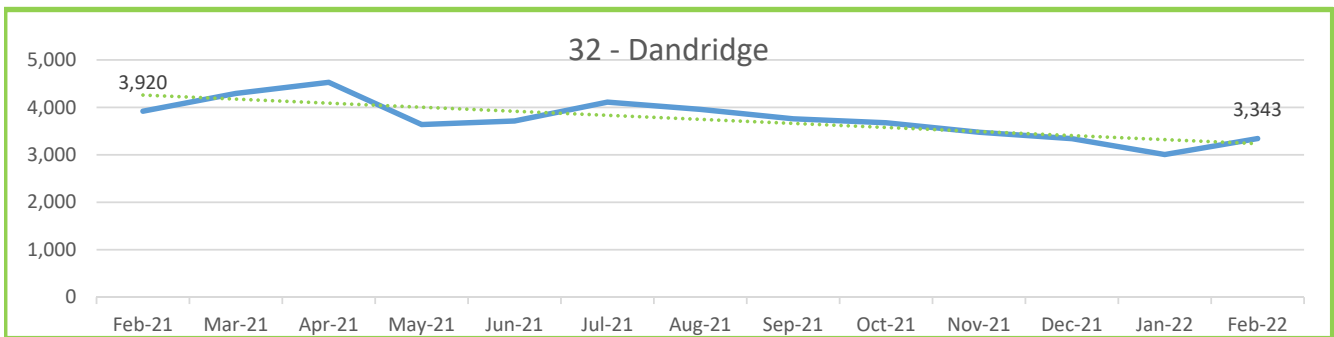
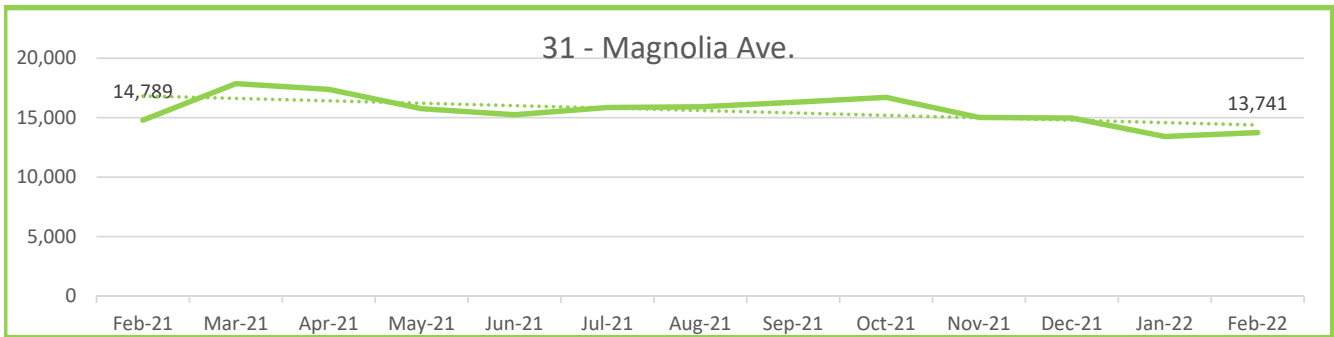
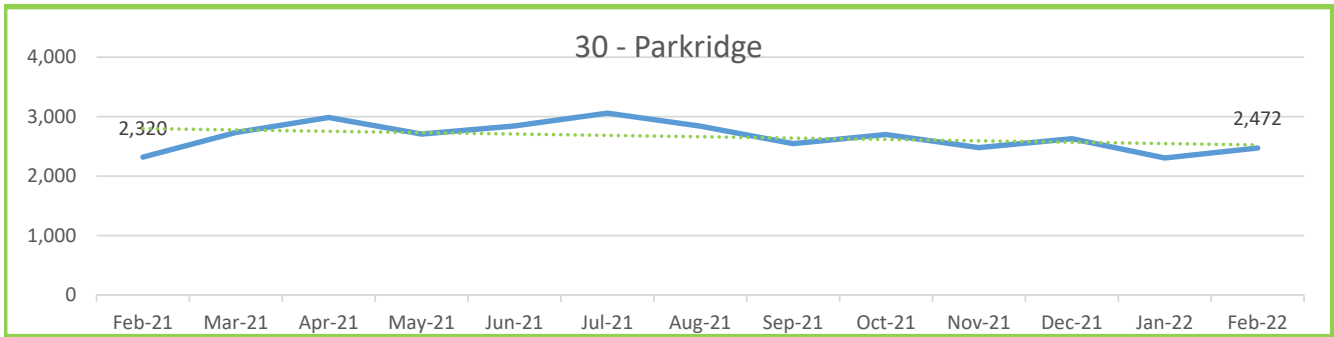
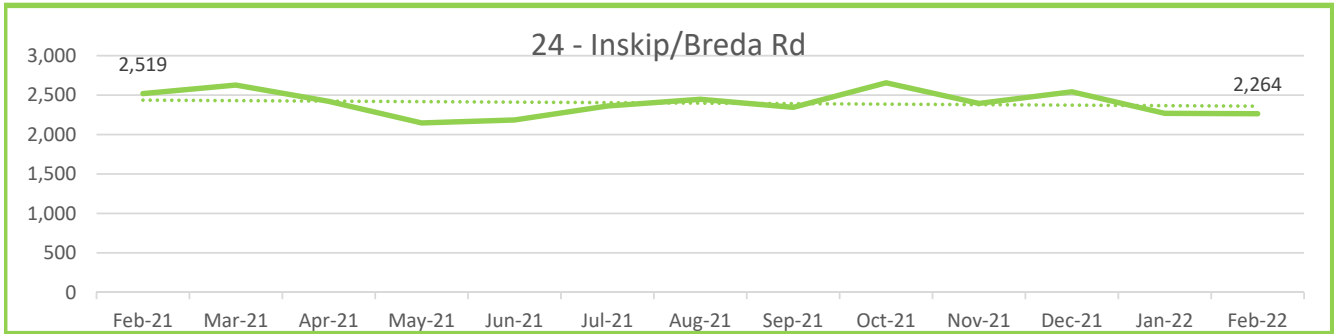
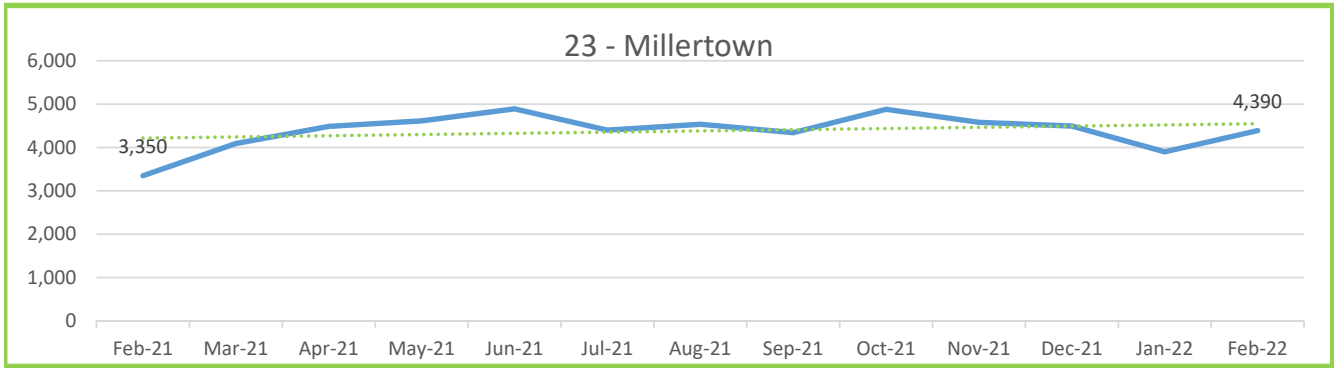
13 - Beaumont

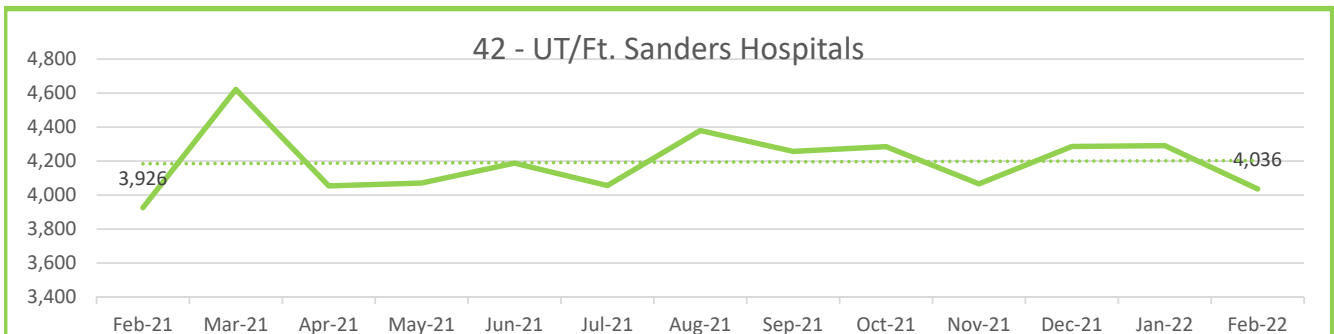
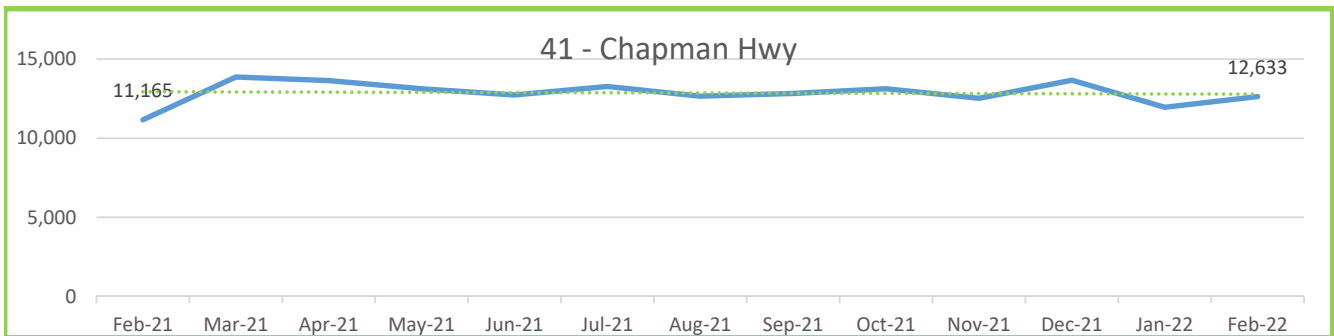
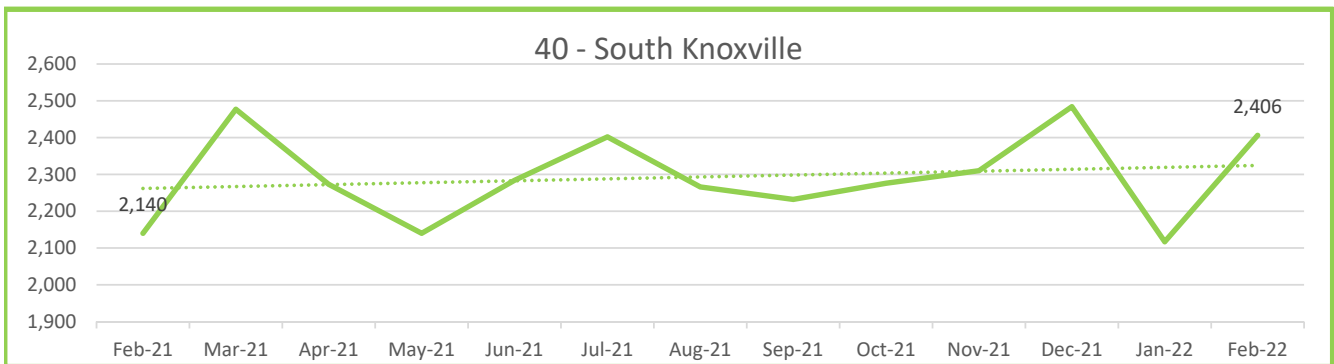
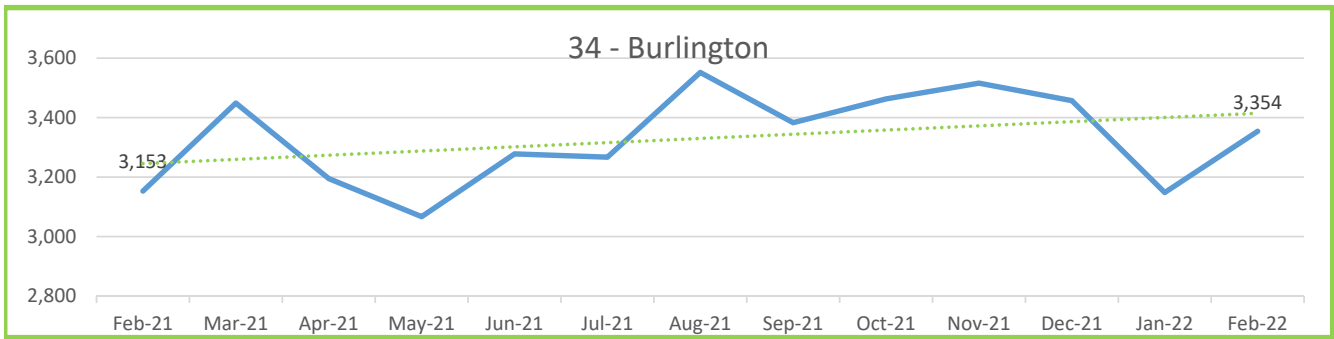
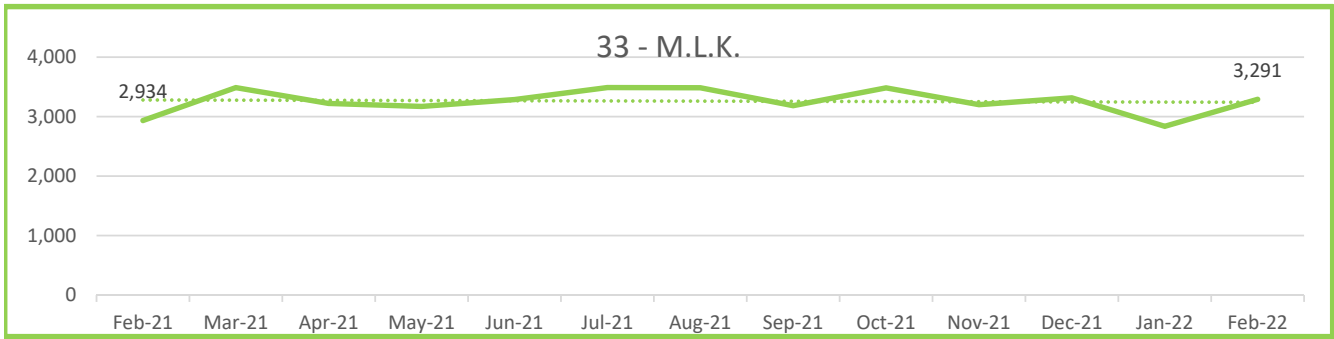


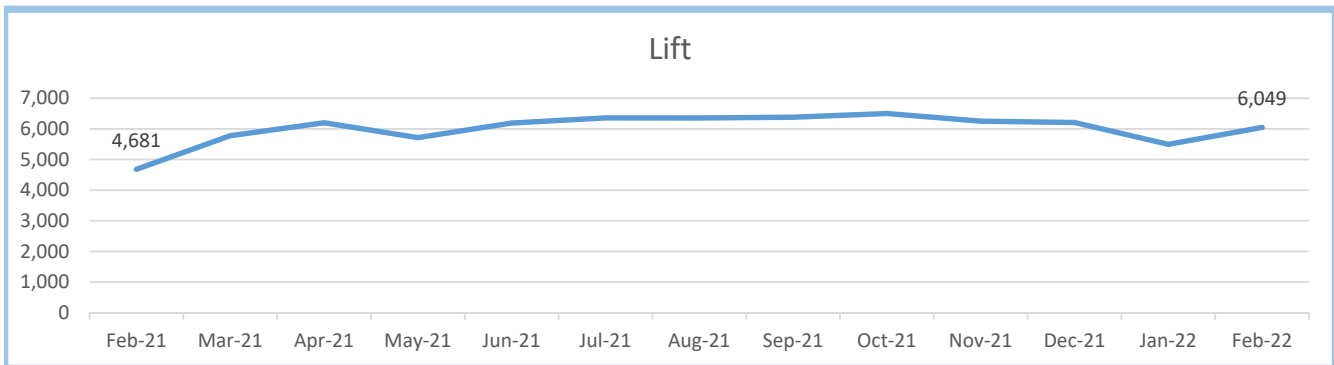
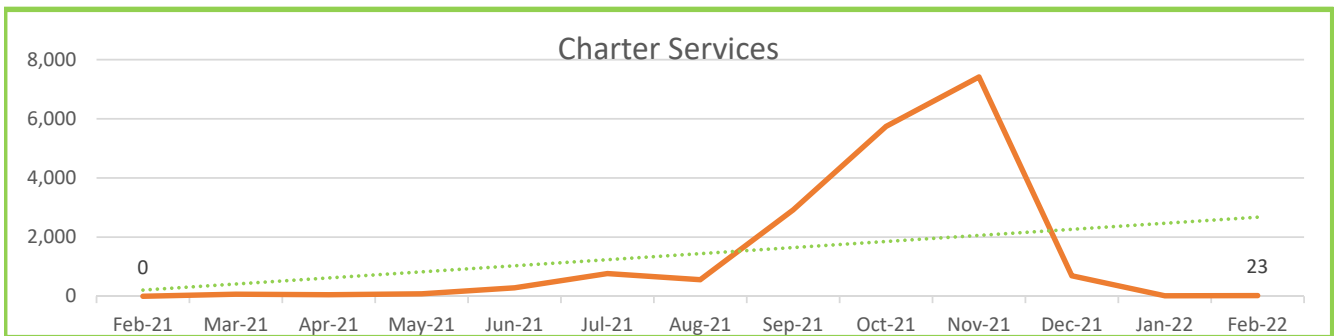
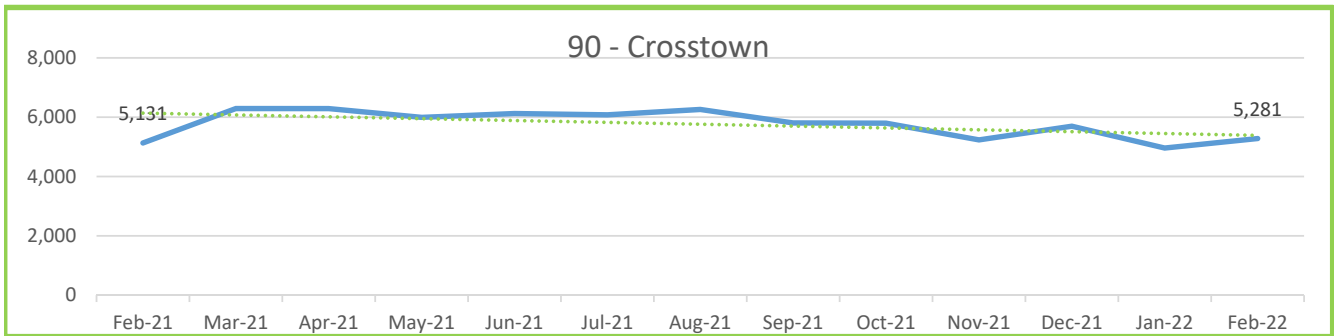
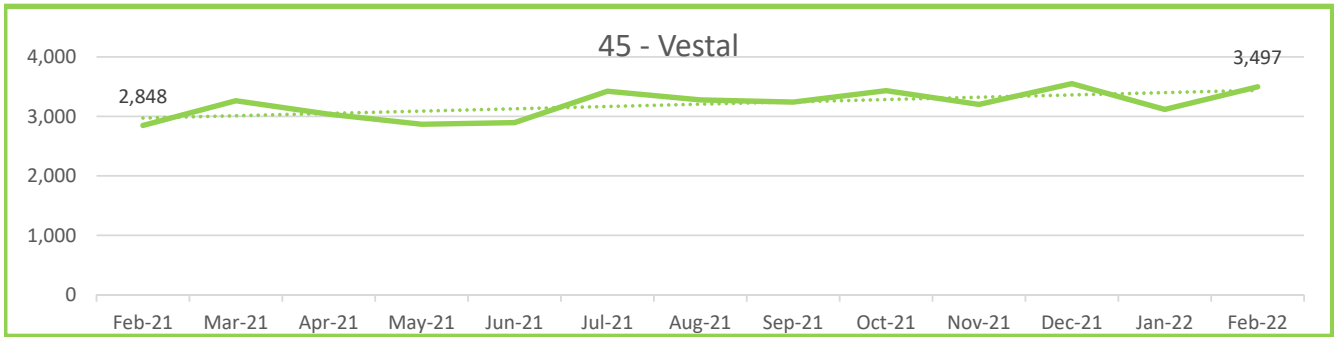
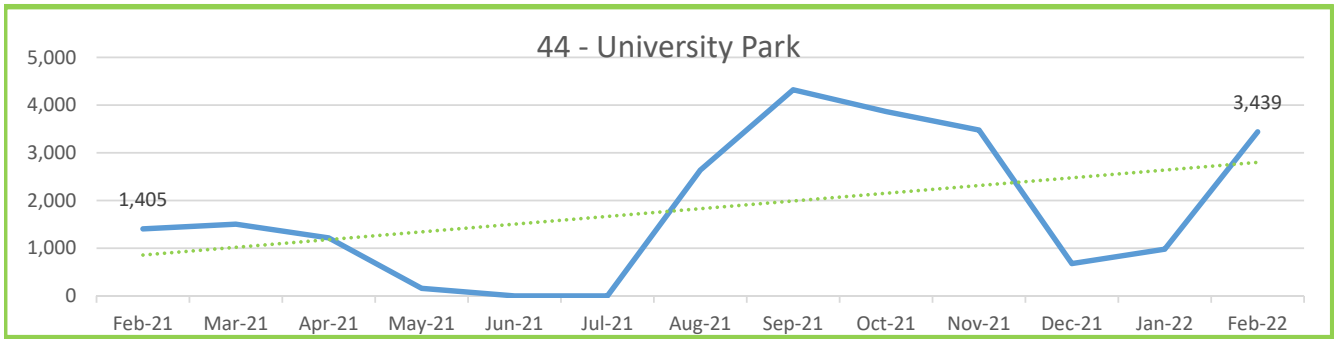
16 - Cedar Bluff Connector



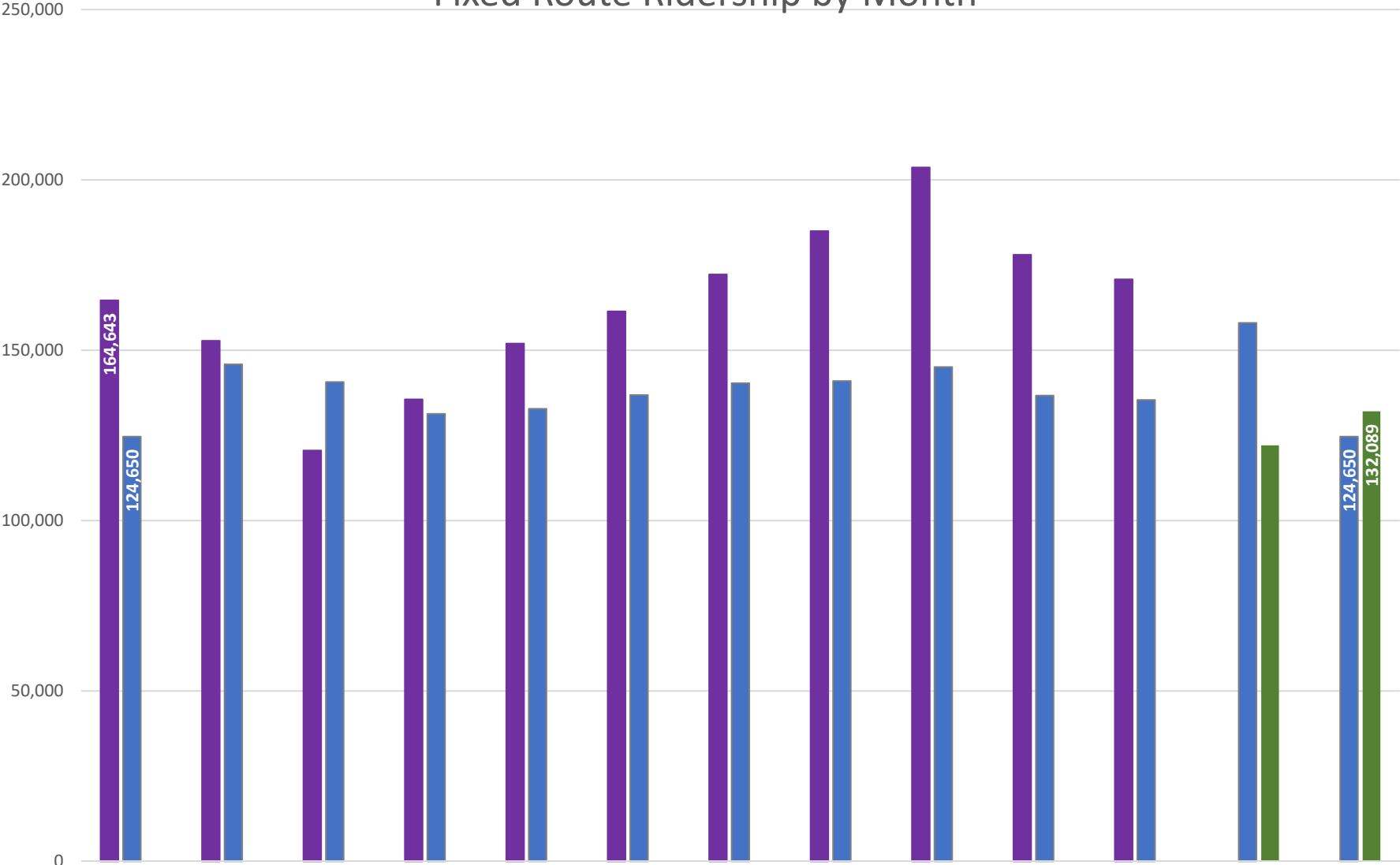






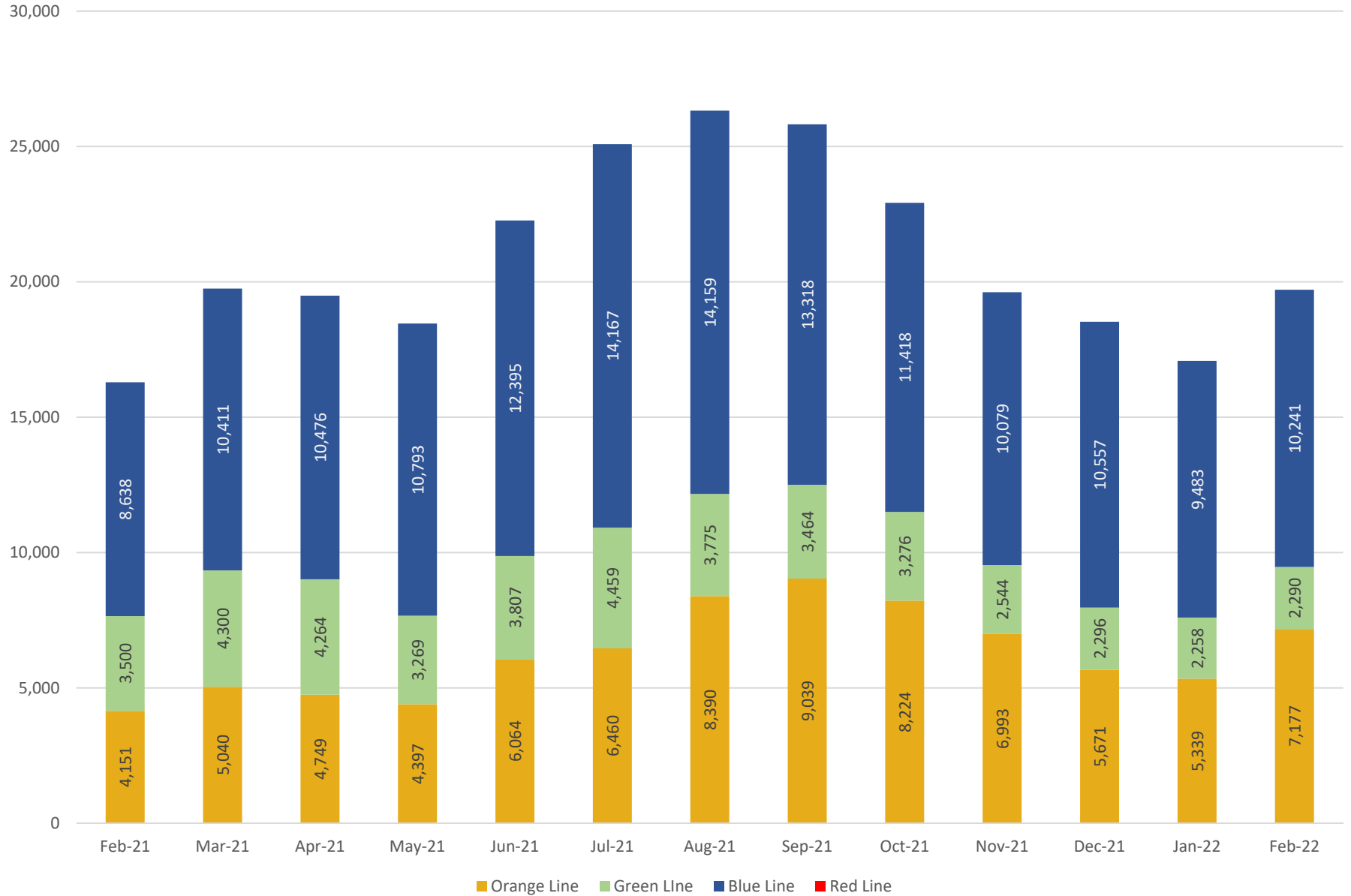


Fixed Route Ridership by Month



■ 2020 ■ 2021 ■ 2022

Trolley Ridership



February 2022 System Ridership by Route

